

**Standard Construction and Materials**

**FRAME:** 14 GA. aluminum or 16 GA. galvanized steel.

**BLADE:** 16 GA. aluminum Airfoil exterior with 22 GA. perforated aluminum interior surface or 18 GA. galvanized steel airfoil exterior with 22 GA. galvanized perforated steel interior surface.

**INSULATION:** Eco-Sound Insulation.

**SCREEN:** 1/2" sq. mesh, aluminum (.051") or 1/2" sq. mesh, galvanized steel (.041")

**FINISH:** Mill.

**Options**

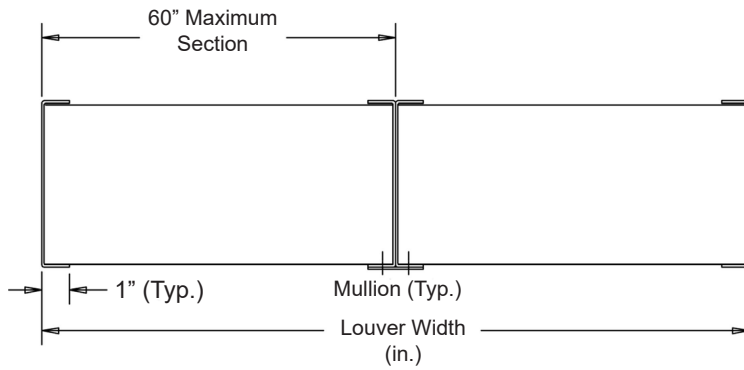
Finish - Baked Enamel, Kynar, Anodize

**Notes**

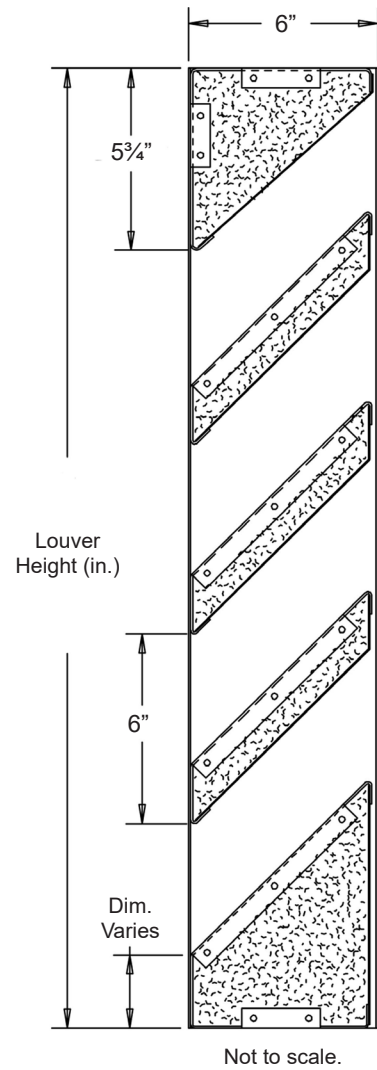
- 1/2" nominal deduction will be made to the opening size given.

**Louver Sizes**

Min Panel	Max Single Panel
12"W x 24"H	60"W x 96"H



Louver Top View



<u>Item #</u>	<u>Qty</u>	<u>Width</u>	<u>Height</u>	<u>Width</u>	<u>Height</u>	<u>Mullion</u>	<u>Type</u>	<u>Location</u>				
<u>Arch. / Eng.:</u>		<u>Opening Size</u>		<u>Louver Size</u>		<u>EDR:</u>	<u>Screens</u>		<u>ECN:</u>	<u>Job:</u>		
<u>Contractor:</u>												
<u>Project:</u>						<u>Date:</u>	<u>DWN:</u>	<u>DWG:</u>				

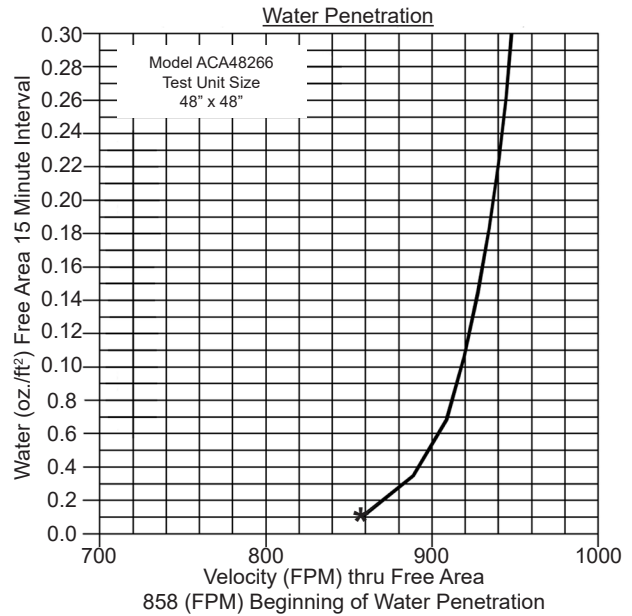
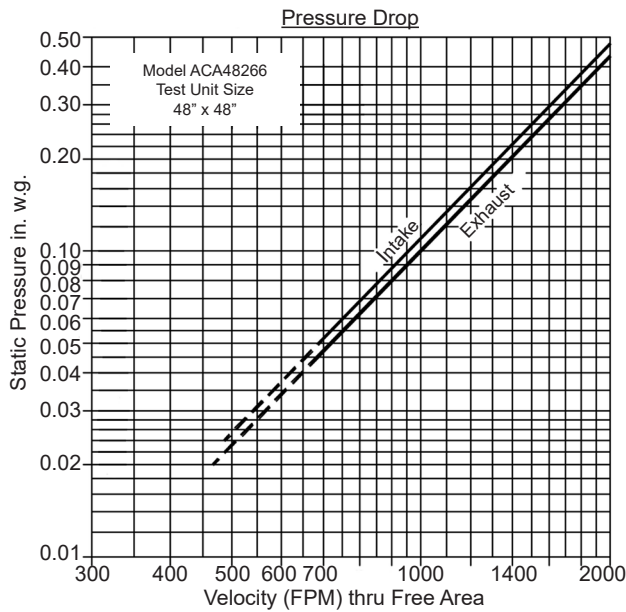
In the interest of product development, CESCO Products reserves the right to make changes without notice.



450 Riverside Dr • Wyalusing PA, 18853  
 Phone: 570-746-1888 • Fax: 570-746-9286  
 www.cescoproducts.com

**Performance Data**

Ratings do not include effects of a screen.



Intake air converted to standard air density.  
Tested to AMCA Standard 500-L, Figure 5.5.

**Transmission Loss**

Octave Band	1	2	3	4	5	6	7	8
Frequency (Hz)	63	125	250	500	1000	2000	4000	8000
Sound Transmission Loss (db)	4	4	2	4	8	12	8	9
Free Field Noise Reduction	10	10	8	10	14	18	14	15

**Attenuation**

Octave Band Center Frequency (Hz)

Distance from Louver (ft)	Octave Band Center Frequency (Hz)							
	1 / 63	2 / 125	3 / 250	4 / 500	5 / 1000	6 / 2000	7 / 4000	8 / 8000
0'	10	10	8	10	14	18	14	15
10'	22	22	20	22	26	30	26	27
50'	36	36	34	36	40	44	40	41
100'	42	42	40	42	46	50	46	47
200'	48	48	46	48	52	56	52	53
500'	56	56	54	56	60	64	60	61
1000'	62	62	60	62	66	70	66	67

Attenuation chart is a combination of the Model ACA48266 sound transmission loss and the reduction of sound energy as a function of distance.

**Free Area (sq. ft.)**

		Width (in.)							
		12"	24"	30"	36"	42"	48"	54"	60"
Height (in.)	24"	.39	.87	1.10	1.34	1.58	1.81	2.05	2.29
	36"	.66	1.45	1.84	2.23	2.63	3.02	3.42	3.81
	48"	.92	2.02	2.58	3.13	3.68	4.23	4.78	5.34
	60"	1.18	2.60	3.31	4.02	4.73	5.44	6.15	6.86
	72"	1.45	3.18	4.05	4.92	5.78	6.65	7.52	8.39
	84"	1.71	3.76	4.78	5.81	6.84	7.86	8.89	9.91
96"	1.97	4.34	5.52	6.70	7.89	9.07	10.25	11.44	